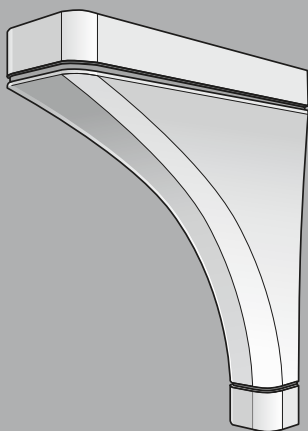
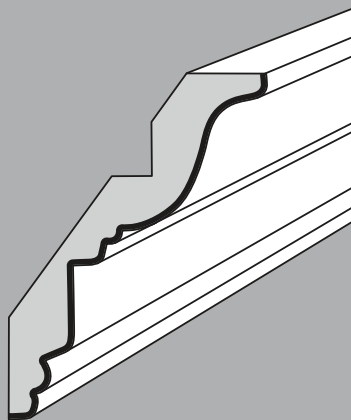
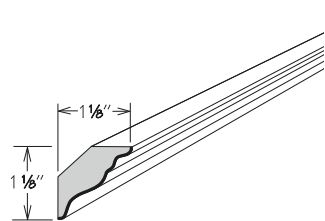


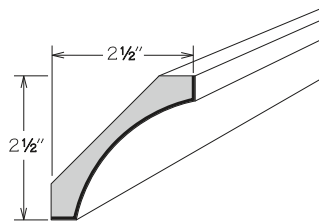
MOLDING & DECORATIVE ACCENTS



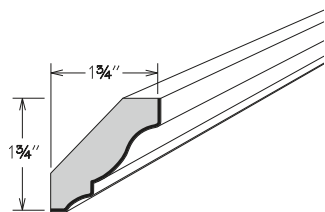
Crown Molding



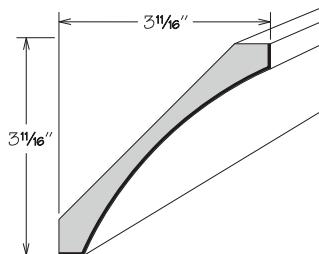
SOFFIT



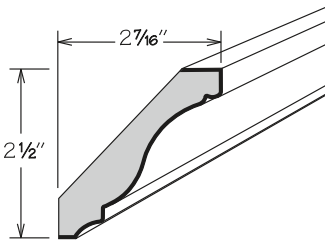
SMALL COVE



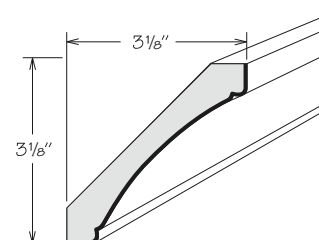
CROWN



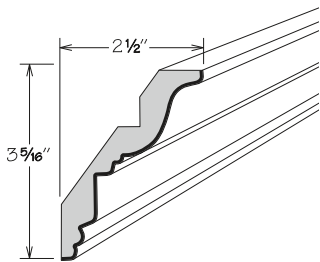
LARGE COVE



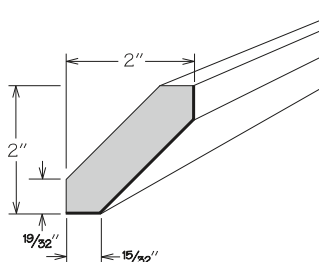
LARGE CROWN



DECORATIVE COVE



TRADITIONAL CLASSIC



ANGLE

- 94" long
- Wood and Painted finishes feature solid wood finished to match cabinet box exterior - glazed finishes on CM8, DSCVM8, LCM8, SCM8 and TCCM8 will be glazed
- Duraform Breeze and Drift finishes:
 - » Feature Duraform textured-wrapped engineered wood to match cabinet door for ACM8 DT, SCVM8 DT, and LCM8 DT
 - » Feature solid wood finished to match cabinet box exterior for SCM8, CM8, LCM8, TCCM8, ACM8, SCVM8, LCM8, and DCVM8
- Duraform Espresso, Harbor, Linen and Stone finishes:
 - » Feature Duraform wrapped engineered wood for SCM8, CM8, TCCM8, and ACM8
 - » Feature solid wood finished to match cabinet box exterior for SCVM8, LCM8, and DCVM8
- TCCM8 may use OGE8, SBIM8, or SIM8 as accent
- Bold line indicates finished surfaces

SOFFIT

SCM8

SMALL COVE

SCVM8
SCVM8 DT

CROWN

CM8

LARGE COVE

LCVM8
LCVM8 DT

LARGE CROWN

LCM8

DECORATIVE COVE

DCVM8

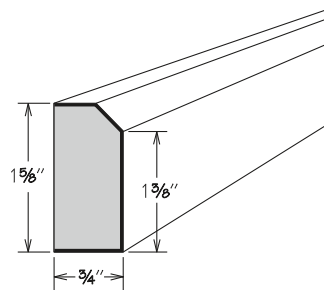
TRADITIONAL CLASSIC

TCCM8

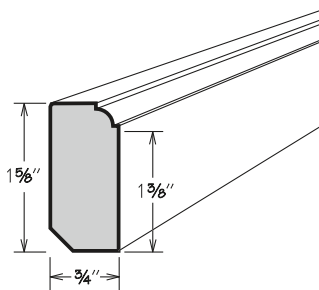
ANGLE

ACM8
ACM8 DT

Edge Molding



CONTEMPORARY TRIM



DECORATIVE TRIM

- 94" long
- All finishes feature solid wood finished to match cabinet box exterior for CTM8 and DCTM8 - glazed finishes on DTCM8 will be glazed
- Duraform Breeze and Drift finishes feature Duraform textured wrapped engineered wood to match cabinet door for CTM8 DT
- Can be used as light rail molding (cleating may be required)
- Bold line indicates finished surfaces

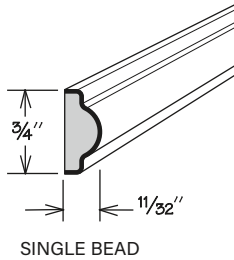
CONTEMPORARY TRIM

CTM8
CTM8 DT

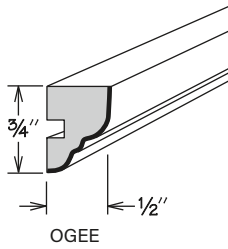
DECORATIVE TRIM

DCTM8

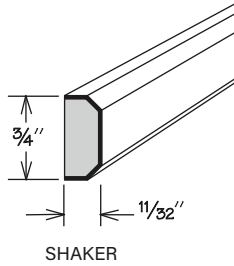
Inset Molding



SINGLE BEAD



OGEE



SHAKER

- 94" long
- All finishes feature solid wood finished to match cabinet box exterior - glazed finishes on OGE8 and SBIM8 will be glazed
- May be used as accent on TCCM8 and ILR8
- Bold line indicates finished surfaces

SINGLE BEAD

SBIM8

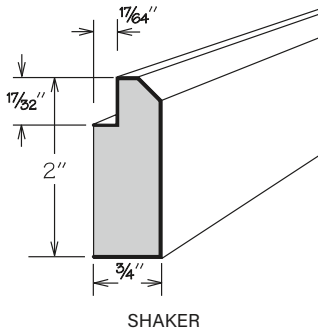
OGEE

OGE8

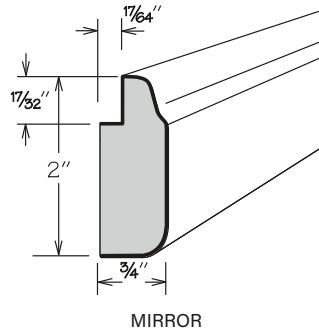
SHAKER

SIM8

Mirror Molding



SHAKER



MIRROR

- 94" long
- All finishes feature solid wood finished to match cabinet box exterior - glazed finishes on MM8 will be glazed
- Bold line indicates finished surfaces

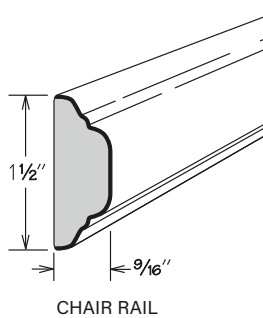
SHAKER

SMM8

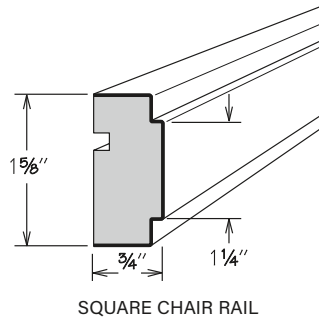
MIRROR

MM8

Chair Rail and Specialty Molding



CHAIR RAIL



SQUARE CHAIR RAIL

- 94" long
- All finishes feature solid wood finished to match cabinet box exterior - glazed finishes will be glazed
- May be used as vertical decorative molding (i.e. seams between bookshelves or in lieu of an overlay filler)
- LBM8 may be used as light rail molding (cleating required)
- LBM8 may use SBIM8 or SIM8 as accent
- Bold line indicates finished surfaces

CHAIR RAIL

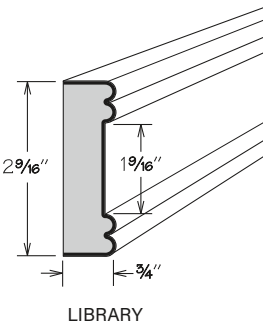
CR8

SQUARE CHAIR RAIL

SQCR8

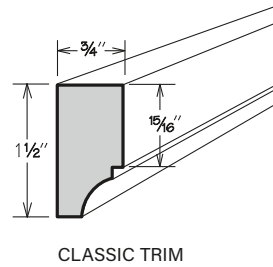
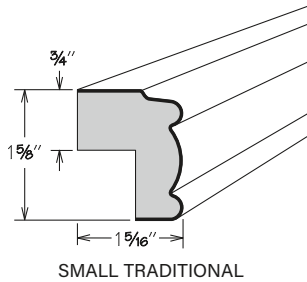
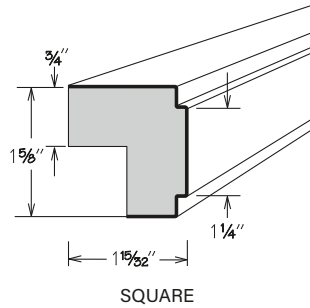
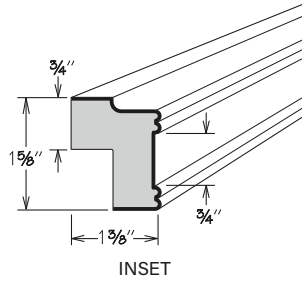
LIBRARY

LBM8



LIBRARY

Light Rail Molding



- 94" long
- All finishes feature solid wood finished to match cabinet box exterior - glazed finishes on ILR8, STLR8 and SCLR8 will be glazed
- ILR8 may use SBIM8 or SIM8 as accent
- CLTM8 can be used as light rail or edge molding (cleating may be required when used as light rail)
- Bold line indicates finished surfaces

INSET

ILR8

SQUARE

SCLR8

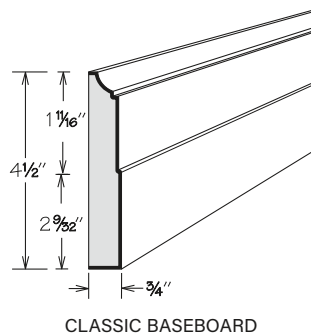
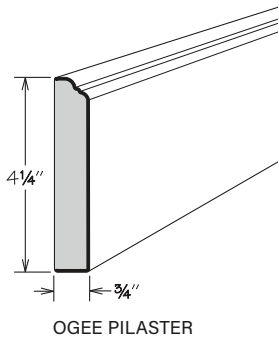
SMALL TRADITIONAL

STLR8

CLASSIC TRIM

CLTM8

Base Molding



- 94" long
- Wood, Painted, and Duraform Breeze and Drift finishes feature solid wood finished to match cabinet box exterior - glazed finishes will be glazed
- Duraform Espresso, Harbor, Linen and Stone door styles:
 - » Feature Duraform wrapped engineered wood finished to match cabinet box exterior for OGP8
 - » Feature solid wood finished to match cabinet box exterior for CLBM8
- For use with furniture toe or top molding applications
- Bold line indicates finished surfaces

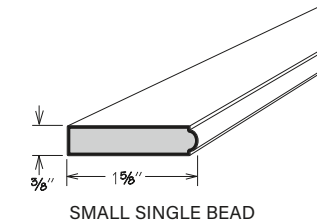
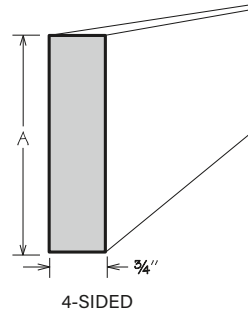
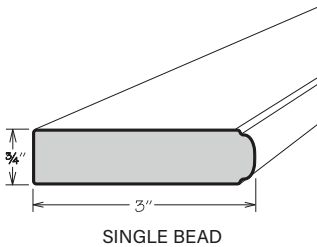
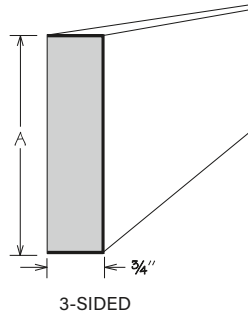
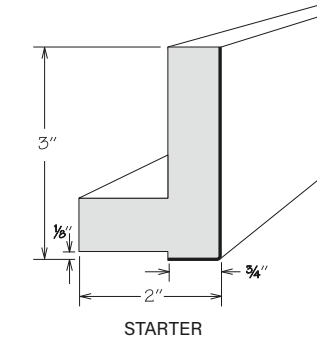
OGEE PILASTER

OGP8

CLASSIC BASEBOARD

CLBM8

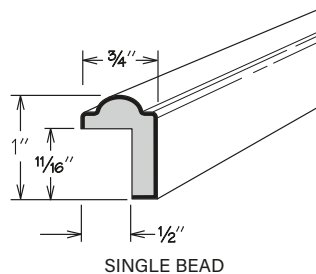
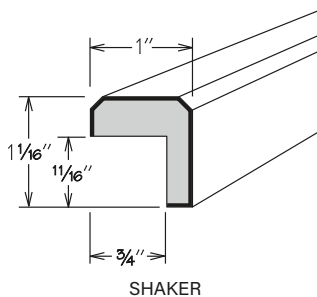
Molding Stock



- All finishes feature solid wood finished to match cabinet box exterior for STRM8, S4S396, S4S696, MSS3S394, MSS3S694, SBM8, and SSBM8 - glazed finishes on SBM8 and SSBM8 will be glazed
- Duraform Breeze and Drift finishes feature Duraform textured-wrapped engineered wood to match cabinet door for S3S396 DT and S3S696 DT
- 3-Sided and 4-Sided Stock may also be used in vertical applications (as a filler) or horizontal applications (as furniture toe)
- Bold line indicates finished surfaces

	LENGTH		A	LENGTH
STARTER		3-SIDED		
STRM8	94"	MSS3S394	3"	94"
SINGLE BEAD		S3S396 DT	3"	96"
SBM8	94"	MSS3S694	6"	94"
SMALL SINGLE BEAD		S3S696 DT	6"	96"
SSBM8	94"	4-SIDED		
		S4S396	3"	96"
		S4S696	6"	96"

Accent Molding

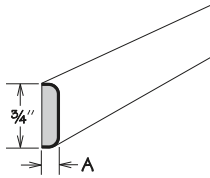


- 94" long
- All finishes feature solid wood finished to match cabinet box exterior - glazed finishes on SBAM8 will be glazed
- May be used as accent on Wall China, Wine Storage and Base Microwave cabinets
- Bold line indicates finished surfaces

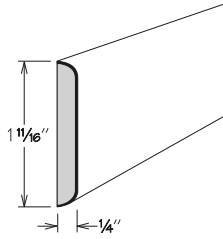
SHAKER
SAM8

SINGLE BEAD
SBAM8

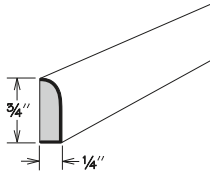
Trim Molding



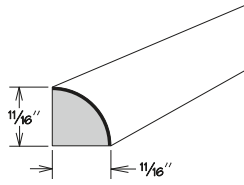
BATTEN



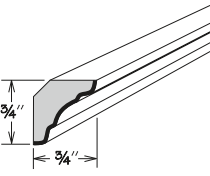
WIDE BATTEN



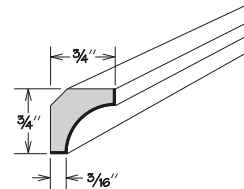
SCRIBE



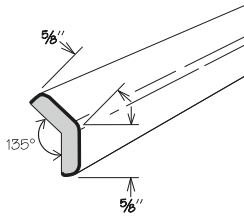
QUARTER ROUND



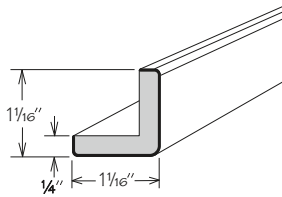
DECORATIVE INSIDE CORNER



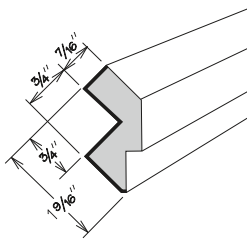
INSIDE CORNER



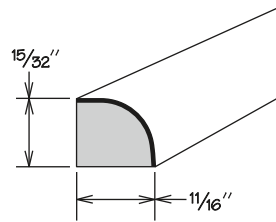
ANGLED OUTSIDE CORNER



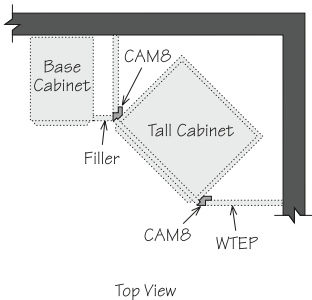
OUTSIDE CORNER



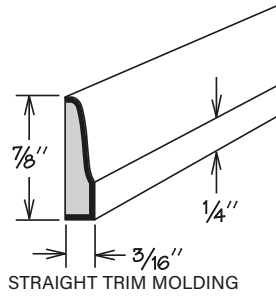
CABINET ANGLE



SHOE



Top View

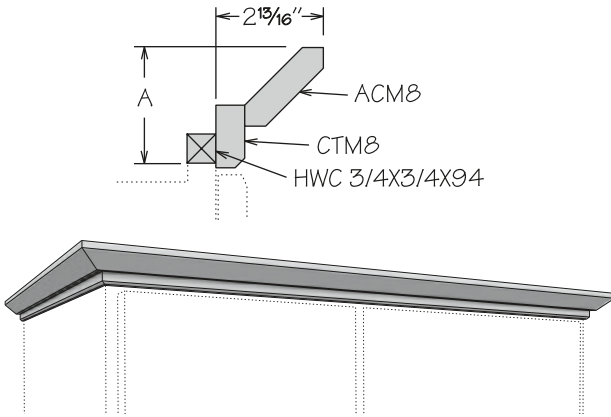


STRAIGHT TRIM MOLDING

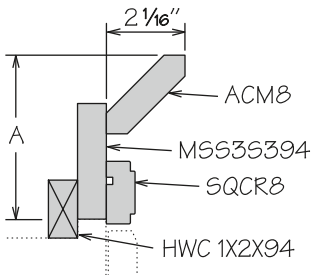
- All finishes feature solid wood finished to match cabinet box exterior for BM8, SM8, SM10, ICM8, AOSC8, CAM8, WBM8, QR8, QM8, OTCM8, SHM8 and UM8 - glazed finishes on ICM8 will be glazed
- Duraform Breeze and Drift finishes feature Duraform textured-wrapped engineered wood to match cabinet door for SM8 DT, QM8 DT, OTCM8 DT, BM8 DT, and SHM8 DT
- Cabinet Angle Molding (CAM8)
 - » Can be used in corner application to place cabinet at 45° angle
 - » Cannot be installed on cabinets with the Furniture Ends Option (FE)
- Bold line indicates finished surfaces

	A	LENGTH		LENGTH
BATTEN			WIDE BATTEN	
BM8	3/16"	94"	WBM8	- 94"
BM8 DT	1/4"	94"		
SCRIBE			QUARTER ROUND	
SM8	-	94"	QR8	- 94"
SM8 DT	-	94"		
SM10	-	120"	INSIDE CORNER	
DECORATIVE INSIDE CORNER			QM8	- 94"
ICM8	-	94"	QM8 DT	- 94"
ANGLED OUTSIDE CORNER			OUTSIDE CORNER	
AOSC8	-	94"	OTCM8	- 94"
CABINET ANGLE			OTCM8 DT	- 94"
CAM8	-	94"	SHOE	
			SHM8	- 94"
			SHM8 DT	- 94"
			STRAIGHT TRIM MOLDING	
			UM8	- 94"

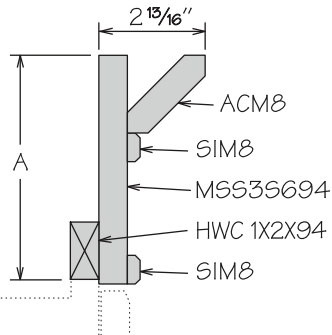
Molding Stack - Modern



MODERN 100



MODERN 200



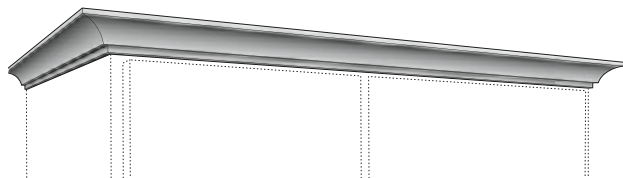
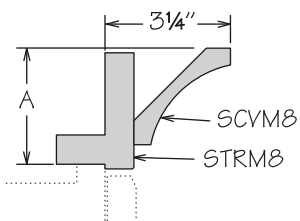
MODERN 300

- 94" long
- All door styles feature solid wood finished to match cabinet box exterior
- Height dimensions are above the face-frame height when used as shown
- Modern 100 pre-packaged molding kit includes:
 - » ACM8
 - » CTM8
 - » HWC 3/4X3/4X94
- Modern 200 pre-packaged molding kit includes:
 - » ACM8
 - » MSS3S394
 - » SQCR8
 - » HWC 1X2X94
- Modern 300 pre-packaged molding kit includes:
 - » ACM8
 - » SIM8 (2)
 - » MSS3S694
 - » HWC 1X2X94
- Molding Stacks shipped unassembled
- Molding Stacks to be cut, assembled and field installed at job site
- Only one finish can be specified per Molding Stack
- Molding Stack diagram included
- Refer to specifications on individual molding included in molding stack


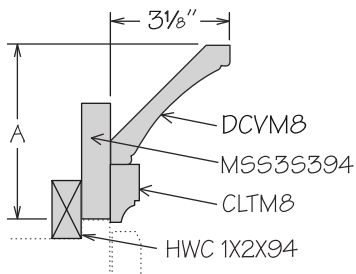
MODERN	HEIGHT SHOWN	A MIN.*	A MAX.
MS MODERN 100	3"	2 3/16"	3"
MS MODERN 200	4 1/4"	3 9/16"	4 1/2"
MS MODERN 300	5 7/8"	5 7/8"	7 3/8"

* Without trimming in height

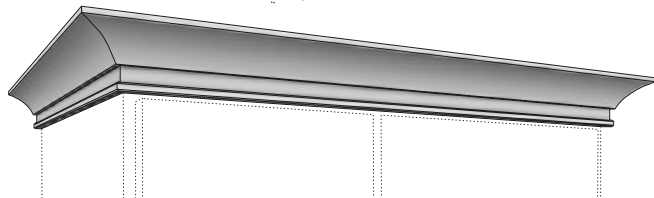
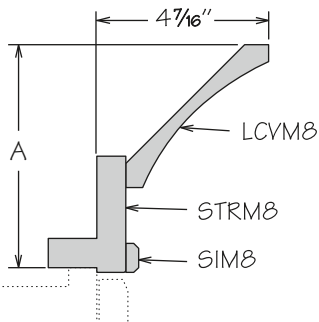
Molding Stack • Transitional



TRANSITIONAL 100



TRANSITIONAL 200



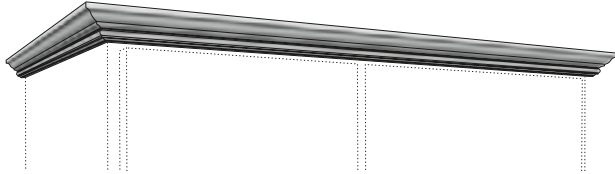
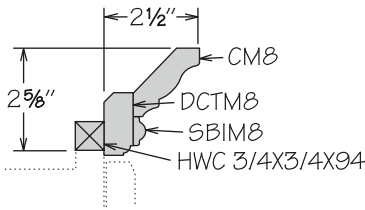
TRANSITIONAL 300

- 94" long
- All door styles feature solid wood finished to match cabinet box exterior
- Height dimensions are the above-face-frame height when used as shown
- Transitional 100 pre-packaged molding kit includes:
 - » SCVM8
 - » STRM8
- Transitional 200 pre-packaged molding kit includes:
 - » DCVM8
 - » MSS3S394
 - » CLTM8
 - » HWC 1X2X94
- Transitional 300 pre-packaged molding kit includes:
 - » LCVM8
 - » STRM8
 - » SIM8
- Molding Stacks shipped unassembled
- Molding Stacks to be cut, assembled and field installed at job site
- Only one finish can be specified per Molding Stack
- Molding Stack diagram included
- Refer to specifications on individual molding included in molding stack

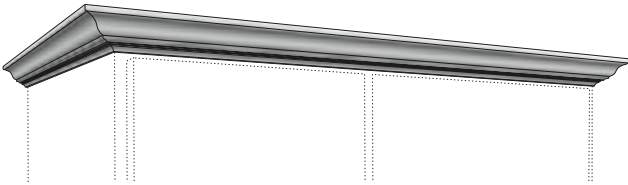
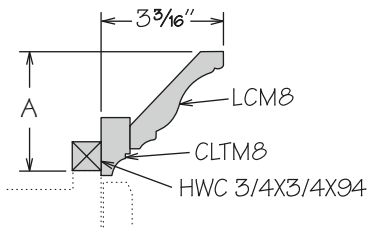
TRANSITIONAL	HEIGHT SHOWN	A MIN.*	A MAX.
MS TRANSITIONAL 100	3"	2 7/8"	4 3/4"
MS TRANSITIONAL 200	4 1/2"	4 1/2"	5 1/2"
MS TRANSITIONAL 300	5 3/4"	4 5/16"	5 15/16"

* Without trimming in height

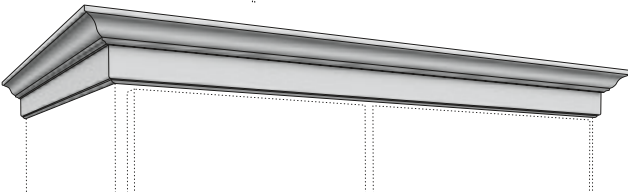
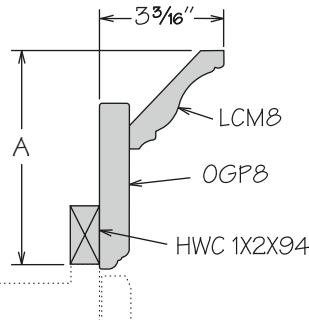
Molding Stack • Classic



CLASSIC 100



CLASSIC 200



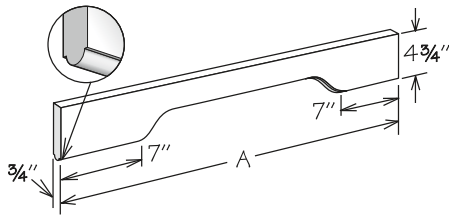
CLASSIC 300

- 94" long
- All door styles feature solid wood finished to match cabinet box exterior
- Height dimensions are the above-face-frame height when used as shown
- Classic 100 pre-packaged molding kit includes:
 - » CM8
 - » DCTM8
 - » SBIM8
 - » HWC 3/4X3/4X94
- Classic 200 pre-packaged molding kit includes:
 - » LCM8
 - » CLTM8
 - » HWC 3/4X3/4X94
- Classic 300 pre-packaged molding kit includes:
 - » LCM8
 - » OGP8
 - » HWC 1X2X94
- Molding Stacks shipped unassembled
- Molding Stacks to be cut, assembled and field installed at job site
- Only one finish can be specified per Molding Stack
- Molding Stack diagram included
- Refer to specifications on individual molding included in molding stack

CLASSIC	HEIGHT SHOWN	A MIN.*	A MAX.
MS CLASSIC 100	2 5/8"	-	-
MS CLASSIC 200	3 1/16"	2 15/16"	3 5/16"
MS CLASSIC 300	5 1/2"	4 1/8"	6"

* Without trimming in height

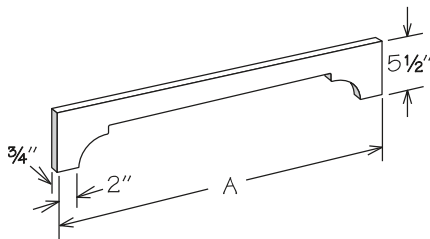
Arched Valance



- Field trimmable
- All door styles feature solid wood finished to match cabinet box exterior
- Dimension from height of arch to top of valance is 2 1/8"

	A	MAX. TRIM (6 1/8" each end)
V36 AR	36 1/4"	24"
V48 AR	48 1/4"	36"
V60 AR	60 1/4"	48"
V72 AR	72 1/4"	60"

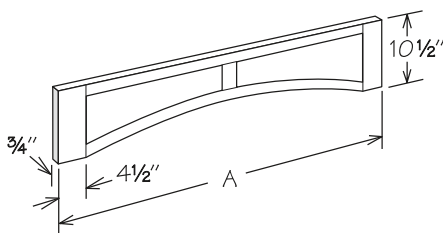
Crown Valance



- Field trimmable
- Features solid wood finished to match cabinet box exterior
- Dimension from height of arch to top of valance is 2 1/4"

	A	MAX. TRIM (1 1/2" each end)
V30 CR	30 1/4"	27 1/4"
V36 CR	36 1/4"	33 1/4"
V42 CR	42 1/4"	39 1/4"
V48 CR	48 1/4"	45 1/4"

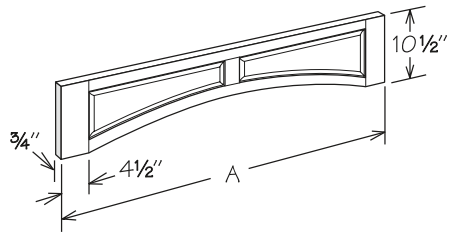
Flat Panel Arched Valance



- Field trimmable
- Features solid wood finished to match cabinet box exterior
- glazed finishes will be glazed
- Dimension from height of arch to top of valance is 8 1/2"

	A	MAX. TRIM (3" each end)	NUMBER OF PANELS
V36 FP	36"	30"	2
V42 FP	42"	36"	2
V48 FP	48"	42"	2
V54 FP	54"	48"	3

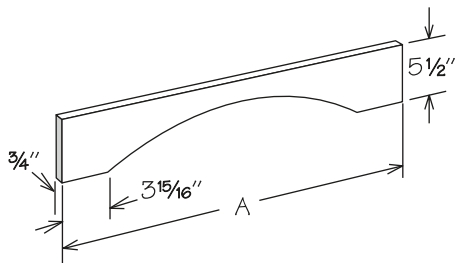
Raised Panel Arched Valance



- Field trimmable
- Features solid wood finished to match cabinet box exterior
 - glazed finishes will be glazed
- Dimension from height of arch to top of valance is 8 1/2"

	A	MAX. TRIM (3" each end)	NUMBER OF PANELS
V36 RP	36"	30"	2
V42 RP	42"	36"	2
V48 RP	48"	42"	2
V54 RP	54"	48"	3

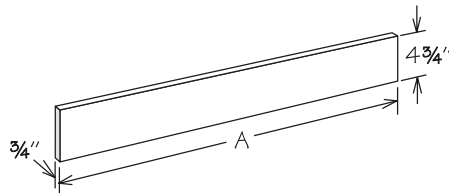
Shaker Valance



- Field trimmable
- Features solid wood finished to match cabinet box exterior
 - Dimension from height of arch to top of valance is 2 1/4"

	A	MAX. TRIM (3 1/8" each end)
V30 SH	30 1/4"	24"
V36 SH	36 1/4"	30"
V42 SH	42 1/4"	36"
V48 SH	48 1/4"	42"
V60 SH	60 1/4"	54"
V72 SH	72 1/4"	66"

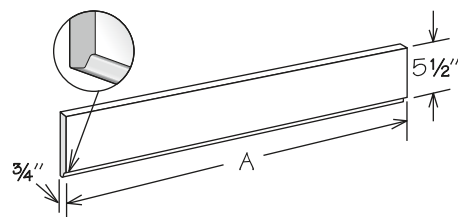
Straight Valance



- Field trimmable
- Features solid wood finished to match cabinet box exterior

	A
V48 S	48 1/4"
V72 S	72 1/4"

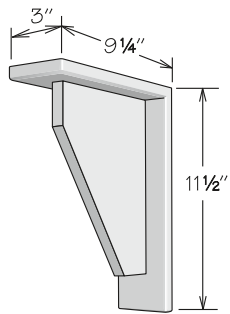
Traditional Valance



- Field trimmable
- Features solid wood finished to match cabinet box exterior
 - glazed finishes will be glazed

	A
V36 T	36 1/4"
V72 T	72 1/4"
V96 T	96 1/4"

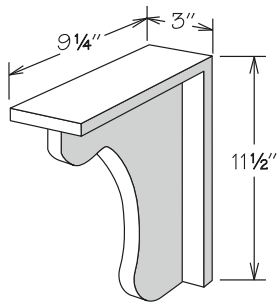
Angled Corbel



- Features 5/8" solid wood finished to match cabinet box exterior - glazed finishes will be glazed
- For decorative use only

AS12

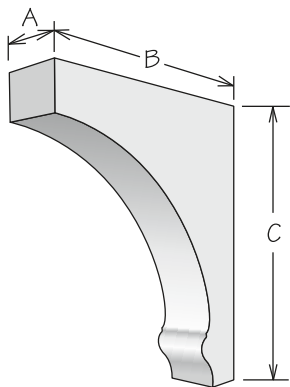
Curved Corbel



- Features 5/8" solid wood finished to match cabinet box exterior - glazed finishes will be glazed
- For decorative use only

CS12

Classic Corbels **NEW!** **PRODUCT**



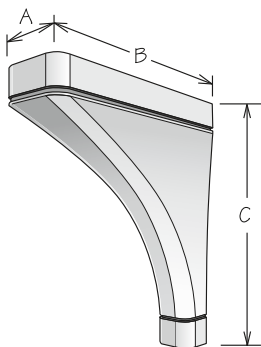
- All door styles feature solid wood finished to match cabinet box exterior
- Recessed mounting clips included
- For decorative use only

	A	B	C
CLC29	2"	5"	9"
CLC212	2"	9"	12"

Era Corbels

NEW!

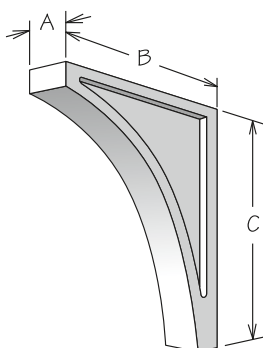
PRODUCT



- All door styles feature solid wood finished to match cabinet box exterior
- Recessed mounting clips included
- For decorative use only

	A	B	C
ERC49	4¼"	5"	9"
ERC312	3"	9"	12"

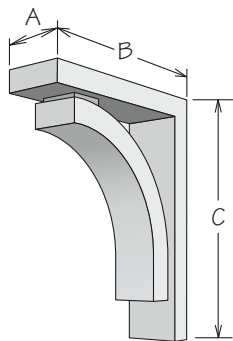
Cove Corbels



- All door styles feature solid wood finished to match cabinet box exterior - glazed finishes will be glazed
- Recessed mounting clips included
- For decorative use only

	A	B	C
CC29	1¾"	6"	9"
CC49	4"	5"	9"
CC212	1¾"	8"	12"

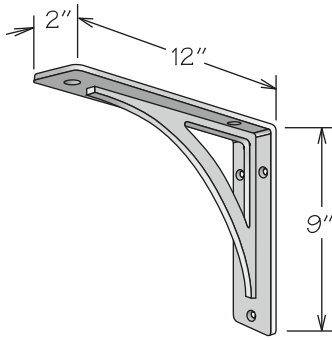
Prairie Corbels



- All door styles feature solid wood finished to match cabinet box exterior
- Recessed mounting clips included
- For decorative use only

	A	B	C
PC36	3"	3"	6"
PC49	4"	5"	9"
PC312	2⅞"	9"	12"

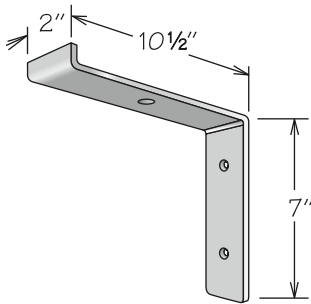
Metal Cove Corbel

NEW!
FINISH


- Mounting clips included
- Can be installed using either height orientation
- Installation instructions included
- Will support up to 100 lbs. when installed per included installation instructions

FINISH
METAL COVE 212 BG
Brushed Gold
METAL COVE 212 VB
Verona Bronze
METAL COVE 212 MB
Matte Black
METAL COVE 212 SN
Satin Nickel

Metal Emerson Corbel

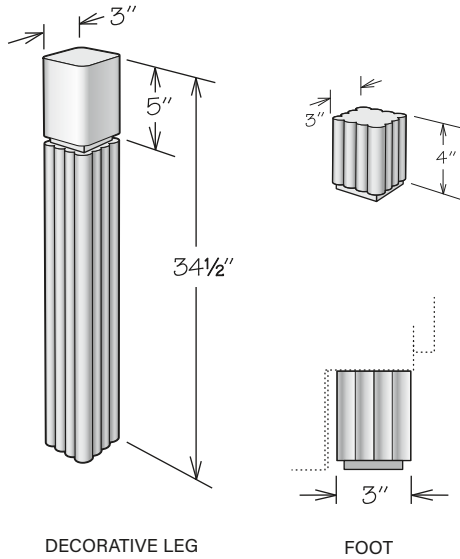
NEW!
FINISH


- Mounting clips included
- Installation instructions included
- Will support up to 100 lbs. when installed per included installation instructions

FINISH
METAL EMERSON 27 BG
Brushed Gold
METAL EMERSON 27 VB
Verona Bronze
METAL EMERSON 27 MB
Matte Black
METAL EMERSON 27 SN
Satin Nickel

Aria Leg and Foot

NEW! **PRODUCT**



DECORATIVE LEG

FOOT

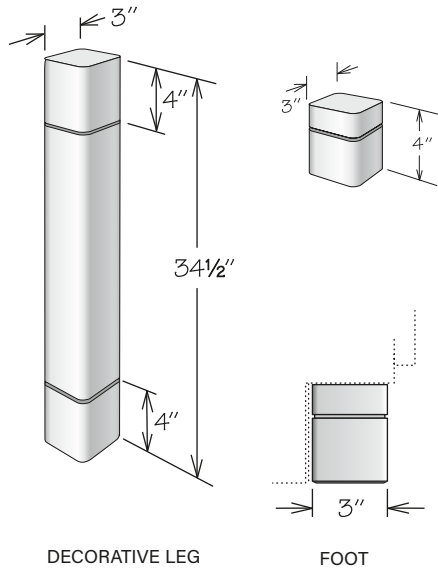
- All door styles feature solid wood finished to match cabinet box exterior
- Leg is field trimmable
- Recommend ordering Table Skirting Furniture Bracket (TSFB) separately for decorative leg installation

DECORATIVE LEG
ARDL

FOOT
ARDF

Era Leg and Foot

NEW! **PRODUCT**



DECORATIVE LEG

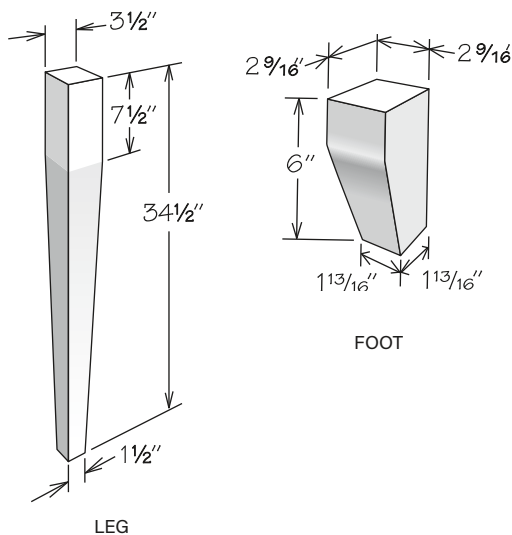
FOOT

- All door styles feature solid wood finished to match cabinet box exterior
- Leg is field trimmable
- Recommend ordering Table Skirting Furniture Bracket (TSFB) separately for decorative leg installation

DECORATIVE LEG
ERDL

FOOT
ERDF

Base Tapered Leg and Foot

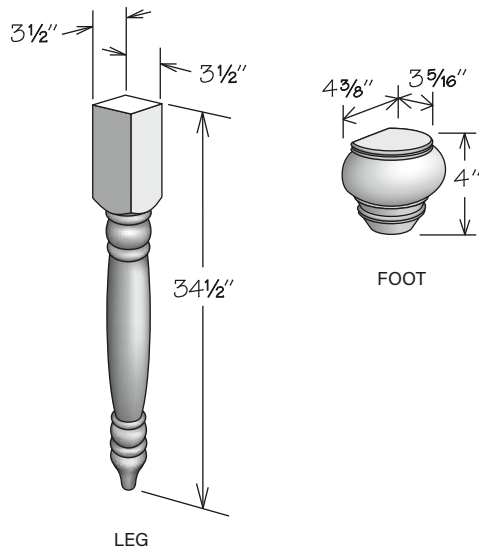


- All door styles feature solid wood finished to match cabinet box exterior
- Base Tapered Leg is tapered on all sides and is field trimmable
- Base Tapered Foot is tapered on two sides and is field trimmable to 4" high
- Recommend ordering Table Skirting Furniture Bracket (TSFB) separately for decorative leg installation

LEG
BTPL

FOOT
TPF

Base Turned Leg and Feet



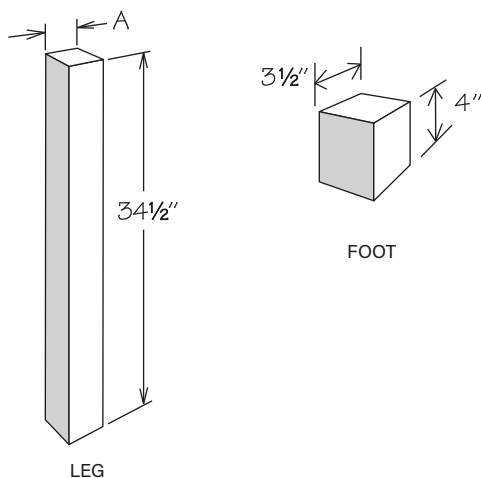
- All door styles feature solid wood finished to match cabinet box exterior - glazed finishes will be glazed
- Base Turned Leg is field trimmable to 28 1/2" high
- Recommend ordering Table Skirting Furniture Bracket (TSFB) separately for decorative leg installation

LEG
BTL

FOOT
ATF

Base Square Legs and Foot

NEW! **SIZE**



- All door styles feature solid wood finished to match cabinet box exterior
- Base Square Leg is field trimmable
- Recommend ordering Table Skirting Furniture Bracket (TSFB) separately for decorative leg installation

DECORATIVE LEG

A

FOOT

BSQL

3 1/2"

BSQF

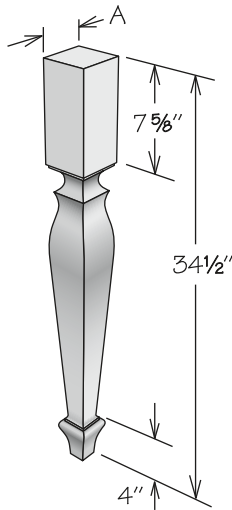
BSQL5

4 1/2"

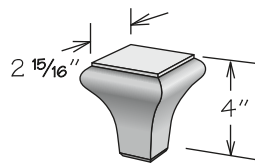
-

Chantilly Legs and Foot

NEW! **SIZE**



DECORATIVE LEG



FOOT

- All door styles feature solid wood finished to match cabinet box exterior - glazed finishes will be glazed
- Legs are field trimmable
- Recommend ordering Table Skirting Furniture Bracket (TSFB) separately for decorative leg installation

DECORATIVE LEGS

CDL
CDL5

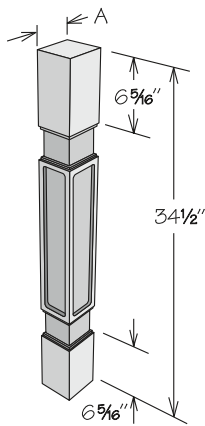
A
3 1/2"
4 1/2"

FOOT

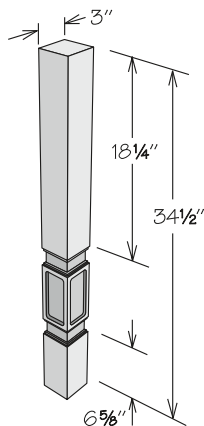
CDF

Parker Legs and Foot

NEW! **SIZE**



DECORATIVE LEG



FURNITURE LEG

- All door styles feature solid wood finished to match cabinet box exterior - glazed finishes will be glazed
- Legs are field trimmable
- Recommend ordering Table Skirting Furniture Bracket (TSFB) separately for decorative leg installation

DECORATIVE LEG

PDL
PDL5

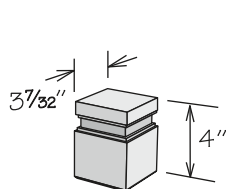
A
3 1/2"
4 1/2"

FURNITURE LEG

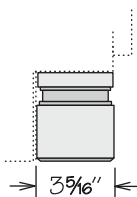
PFL

FOOT

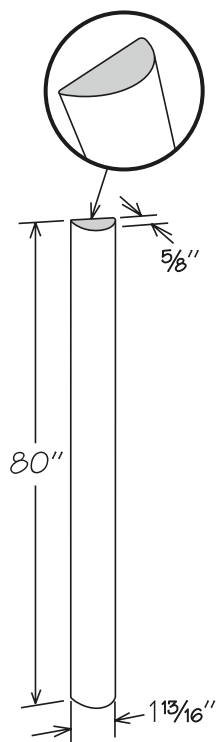
PDF



FOOT



Split Post

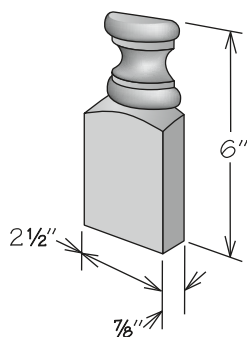


- Features solid wood finished to match cabinet box exterior
- Field trimmable
- Use with Traditional Split Block to create design element
- Must be mounted to a Universal Filler (order separately)

SPLIT POST

SPLT POST80 P

Traditional Split Block



- Features solid wood finished to match cabinet box exterior - glazed finishes will be glazed
- For floor or wall application
- Use with Split Post to create design element
- Must be mounted to a Universal Filler (order separately)

SPLIT BLOCK

SPLT BLOCK26 T

Suggested Design Applications

